GEPRC

GEP-F405-HD

Manual ver.0



SPECS:

GEP-F405-HD Flight Controller:
MCU: STM32F405
IMU: MPU6000SPI
Blackbox: not supported
Firmware: betaflight/inav/ardu
OSD: Betaflight OSD
Support BetaFlight OSD as of v10dd .zip
Baro : BMP280
Flash memory: 16 Mb W25
Integrated LC filter
Support DJI digital FPV HD/AIO
Size: 30x30mm board, pattern with Grommets: 30mm
Mounting: 4 M3 x 5 ft
Ib: 10g

BL32 50A ESC 4IN1:
Support Dshot600/1200/Proshot(Bi-dirmic)
Continuous Current: 50A
Peak Current: 60A
Current sensor: NO
Support multi-rotor
Support DSHOT/ONESHOT125/ PWM, Multishot, OneShot
Firmware Version:GEPRC_BL32_40V1
Input Voltage: 2-6S Lipo

Instruction Diagram

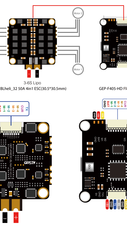



DJI Digital FPV System

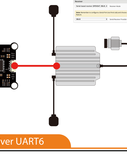

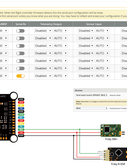

Receiver UART6

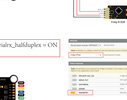

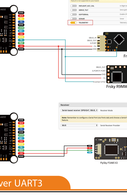

SBUS

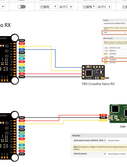

Frsky R-XSR

FPort

CLI: set serialrx_halfduplex = ON
save

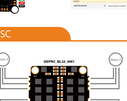



Frsky R-XSR

iBUS





Frsky R-XSR

Receiver UART3

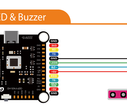

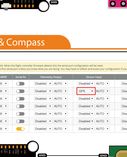

TBS Crossfire Nano RX

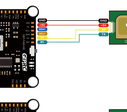



TBS Crossfire Nano RX

DSM/DSMX

DSM

ESC

VTX

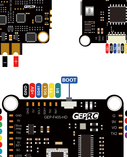

Note: Different graph transmission has different requirements for supply voltage.Power supply wiring is only an example, please select the actual situation to select the appropriate.Supply voltage to avoid damage to graph transmission.

Camera

LED & Buzzer

GPS & Compass

Note: SCL and SDA on compass wiring,because the compass functions on Betaflight firmware not complete, so use this feature with caution!