



Engineer | Energy | Electronic

3E Wisdom (Guangzhou) Technology Co.,Ltd.

China Add: 6D-9F,KETAI 2RD,Baiyun High-Tech Innovation Industrial Park,
Baiyun District, Guangzhou.China
USA Add: 5186 Cliffwood Dr. Montclair CA 91763
Japan Add: 〒653-0015神戸市長田区菅原通7丁目41-1-602
E-mail: taylor@3e-wsd.com
Tel/WhatsApp: +86 18565116211
WEB: www.3e-wsd.com



WhatsApp



Wechat



3E WISDOM PORTABLE POWER STATION




3E energy • wisdom choice

EP72 | 72W SOLAR PANEL

Mini

Additional: EP108/EP162/EP216





- Open Dimension: 934x578x3 mm
- Working voltage: 26.5V DC
- Open-circuit voltage: 26.4V DC
- Connection type: XT30

- Close Dimension: 295x200x50 mm
- Working current: 2.46A
- Conversion Rate: 22%
- N.W.: 1.88kg G.W.: 2.38kg

10

EP160 | 160W SOLAR PANEL

Additional: EP100








- Open Dimension: 2066 x525x5 mm
- Working voltage: 20.3V DC
- Open-circuit voltage: 24V DC
- Connection type: Mc4

- Close Dimension: 515 x525x50 mm
- Working current: 7.89A
- Conversion Rate: >22%
- N.W.: 4.5kg G.W.: 5.5kg

11

DESCRIPTION



Model

EP72

EP108

EP162

EP216

EP100

EP160

CONTROLLER : (EP72/EP108/EP162/EP216)

N.W.

1.88 kgs

2.82 kgs

3.7 kgs

5.1 kgs

1.98 kgs

4.5 kgs

USB: 5V/9V/12V 18W MAX, QC2.0/3.0/3.0+

G.W.

2.38 kgs

3.32 kgs

4.2 kgs

5.6 kgs

2.98 kgs

5.5 kgs

Xiaomi: CHARGE TURBO 27W

Open Dimension

934x578x3mm

1165x578x3mm

1185x866x3mm

1744x866x3mm

1588x521x5mm

2066x525x5mm

HUAWEI: FCP/SCP

Close Dimension

295x200x50mm

295x200x65mm

295x200x90mm

295x200x110mm

521x361x50mm

515x525x50mm

Samsung: AFC USB BC 1.2 DCP

Rated Power

72W

108W

162W

216W

100W

160W

Apple: 2.4A

Working Voltage

26.5V DC

22V DC

22V DC

22V DC

20.3V DC

20.3V DC

Type-C: 5V/9V/12V/20V 60W MAX (EP72: 45W MAX)

Working Current

2.46A

4.91A

7.37A

7.38A

4.79A

8.55A

PD3.0: 5V/3A 9V/3A 12V/3A 15V/3A 20V/3.25A

Open-Circuit voltage

26.4V DC

26.4V DC

26.4V DC

26.4V DC

26.8V DC

24V DC

PPS: 3.3-21V/3A

Conversion Rate

22%

24.2%

24.2%

24.2%

22%

22%

Connection type

XT30

XT30

XT30

XT30

Mc4

Mc4

temperature range

-10°C~65°C

-10°C~65°C

-10°C~65°C

-10°C~65°C

-10°C~65°C

-10°C~65°C

P25MAX | 2200W/1935Wh
POWER STATION



EP160 | 160W/4.5KGS
SOLAR PANEL