

# UltraHorn™ TP 5-24

## ULTIMATE NOISE-REJECTING DIRECTIONAL HORN ANTENNA WITH TWISTPORT CONNECTOR

The UltraHorn™ TP Antennas are high-gain, highly directional scalar horn antennas. They offer ultra noise rejection, lossless connection of radio and symmetrical beam with no side lobes. Absence of side lobes allows UltraHorn™ TP antennas to reject noise and create long links in environments with a high level of noise with unprecedented performance. No need to spend more money for radomes or shrouds. No extra costs for additional shielding. Just buy an appropriate TwistPort™ Adaptor to connect your radio and deploy. That's it!

All UltraHorn™ TP Antennas are equipped with a unique TwistPort™, our patent-pending wave guide connector. TwistPort™ connectors are virtually lossless and a revolutionary leap forward in wireless system scalability and convenience of deployment. UltraHorn™ TP Antennas support a wide range of third party radios from mainstream vendors with our TwistPort™ Adaptors.



### TECHNICAL DATA

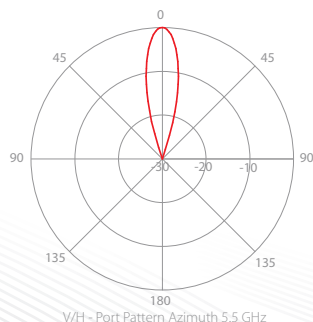
Antenna Connection	TwistPort™ - Quick Locking Waveguide Port
Antenna Type	Horn
Materials	UV Resistant ABS Plastic, Polycarbonate, Polypropylene, Aluminium, Stainless Steel
Environmental	IP55
Pole Mounting Diameter	30-80 mm (1.2-3.1 inch) Recommended as close to 80 mm (3.1 inch) as possible
Temperature	-30°C to +55°C (-22°F to +131°F)
Wind Survival	160 km/h (100 mi/h)
Wind Load	150/104 N - Front/Side at 160 km/h (100 mi/h)
Effective Projected Area	1231/849 cm² - Front/Side (190.8/131.6 in²)
Mechanical Adjustment	± 25° Elevation, ± 25° Azimuth
Weight	8.2 kg (18 lbs) – single unit 9.2 kg (20 lbs) – single unit incl. package

Single Unit Retail Box: 55.0 x 55.0 x 66.6 cm (21.7 x 21.7 x 26.2 inch)

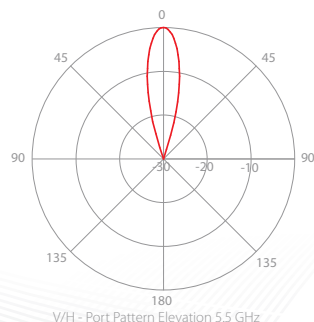
### PERFORMANCE

Frequency Range	5180 - 6775MHz *
Gain	24 dBi
Azimuth Beam Width -3 dB	H 11° / V 11°
Elevation Beam Width -3 dB	H 11° / V 11°
Azimuth Beam Width -6 dB	H 16° / V 15°
Elevation Beam Width -6 dB	H 16° / V 15°
Beam Efficiency**	99 %
Polarization	Double Linear H+V
Front-to-Back Ratio	40 dB

### AZIMUTH PATTERN



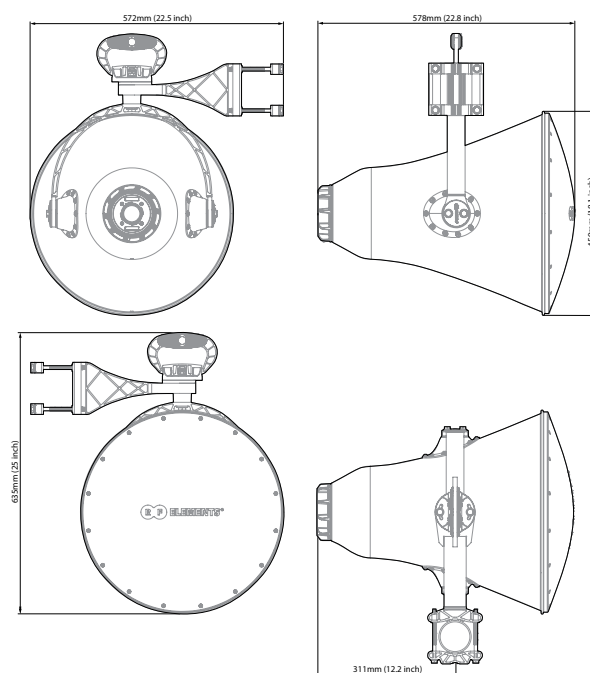
### ELEVATION PATTERN



\* We strongly recommend that users do not operate radios outside of the specified frequency range

\*\*Main beam defined up to first null

### PRODUCT DIMENSIONS



### GAIN

