

Symmetrical Horn TP Antenna Gen2

HORN ANTENNA WITH TWISTPORT™ CONNECTOR

Symmetrical Horn Antennas have a symmetrical beam pattern with no sidelobes. They offer excellent noise rejection and supreme scalability options. They are perfect for high-density AP clusters and dense radio co-location.

Symmetrical Horn TP Antennas Gen2 feature our industry-changing TwistPort™ connector, a patent-pending quick-locking waveguide port. TwistPort™ is virtually lossless and revolutionary easy to use.

Symmetrical Horn TP Antennas Gen2 feature multiple improvements on RF performance and industrial design, incl. optically lighter antenna body and significantly improved antenna bracket. Radome is made of more resistant material and the whole range of Gen2 antennas only uses two different radome sizes.



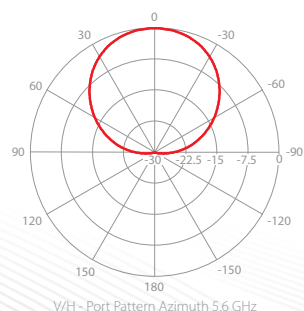
TECHNICAL DATA

Antenna Connection	TwistPort™ - Quick Locking Waveguide Port
Antenna Type	Horn
Materials	UV Resistant ABS Plastic, Polycarbonate, Polypropylene, Aluminium, Stainless Steel
Enviromental	IP55
Flame Rating	UL 94 HB
Pole Mounting Diameter	30-80 mm (1.1-3.1 inch) Recommended as close to 80 mm (3.1 inch) as possible
Temperature	-30°C to +55°C (-22°F to +131°F)
Wind Survival	160 km/h (100 mi/h)
Wind Load	24/9 N - Front/Side at 160 km/h (100 mi/h)
Effective Projected Area	199/72 cm² - Front/Side (30.9/11.2 in²)
Mechanical Tilt	± 25°
Weight	1.3 kg / 2.8 lbs – single unit 2.2 kg / 4.8 lbs – single unit incl. package 22.8 kg / 50.2 lbs – carton (10 units)
Single Unit	Retail Box: 305 × 239 × 183 mm (12 × 9.4 × 7.2 inch)
10 Units	Carton Box: 940 × 510 × 335 mm (37 × 20 × 13.2 inch)

PERFORMANCE

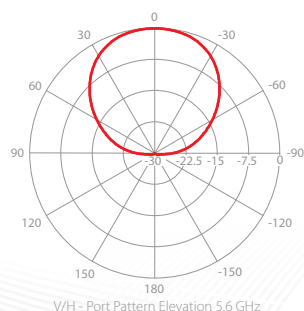
Frequency Range	5180 - 6400 MHz
Gain	10.4 dBi
Azimuth Beam Width -3 dB	H 60° / V 60°
Elevation Beam Width -3 dB	H 60° / V 60°
Azimuth Beam Width -6 dB	H 80° / V 80°
Elevation Beam Width -6 dB	H 80° / V 80°
Beam Efficiency**	94%
Front-to-Back Ratio	29 dB

AZIMUTH PATTERN

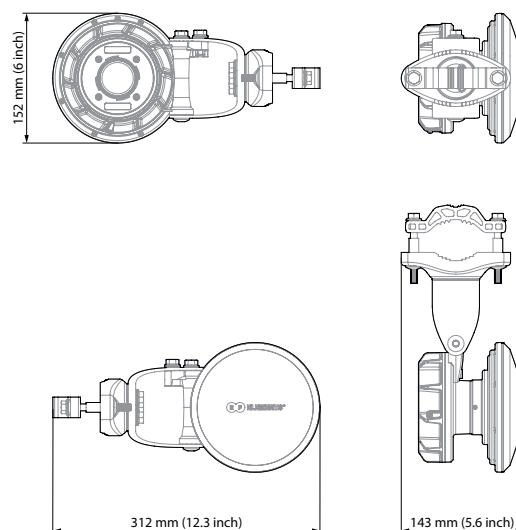


**Beam efficiency defined up to first null

ELEVATION PATTERN



PRODUCT DIMENSIONS



GAIN

